


SELF PRIMING REGENERATIVE RQ & RQD




FEATURES

- Good self-priming performance.
- Internal inspection of pump possible by removing cover.
- May be used for kerosene, light grade oil, grade A oil.

SELF PRIMING VOLUTE PUMPS SQ

SQ



FEATURES

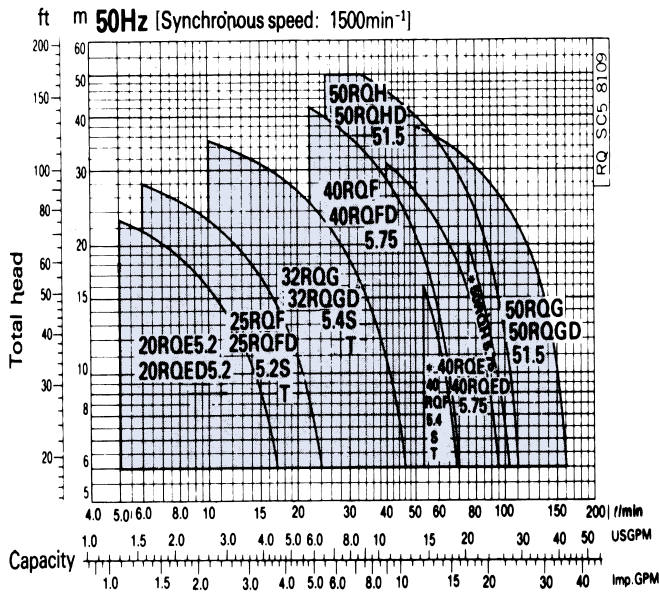
Semi-open impeller type

- No priming is required except for initial use.
- Special design of casing provides very quick priming.
- Water mixed with a little sand or mud can be pumped up due to semi-open impeller design.
- Grease lubrication ensures long life of mechanical seal.

Enclosed impeller type

- No priming is required except for initial use.
- Special design of casing provides very quick priming.
- High efficiency is achieved due to enclosed impeller.
- No need of lubrication due to sealed ball bearing.

SELECTION CHART



SELECTION CHART

1500 min⁻¹

