


# PENTAM VOLUTE PUMPS (Sea Water & Chemical Use)

**FPS**

**FPS**



### APPLICATIONS

- Seawater intake, supply and circulate
- Corrosive chemical liquids transport and circulate
- Hot spring water transport and circulate

### FEATURES

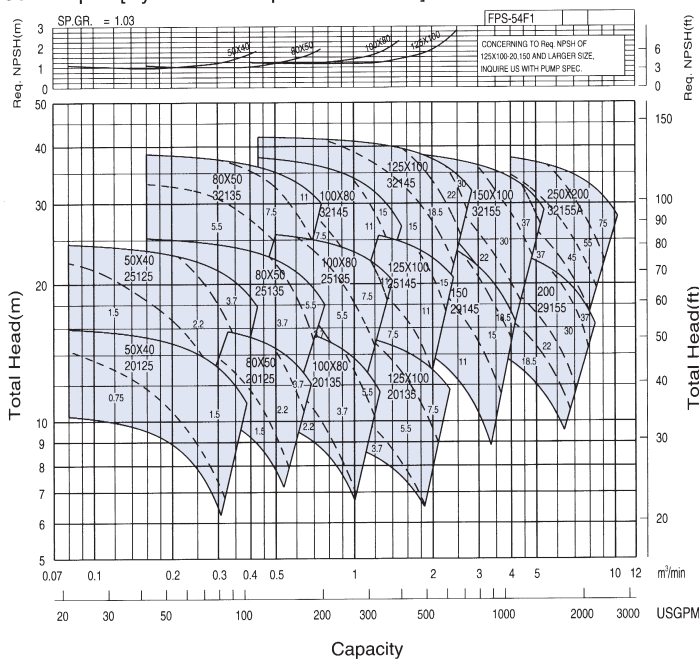
- High efficiency, low NPSH.
- High durability, resistance to abrasion.
- **EASILY DISPOSABLE**  
Absence of fiberglass reinforcement in the plastic-material means the pump can be disposed of by incineration.-An environment-protecting feature.
- **EXCELLENT RESISTANCE TO CORROSION**  
Highly resistant to acids, sewerage and other liquids that corrode stainless steel

### SPECIFICATIONS

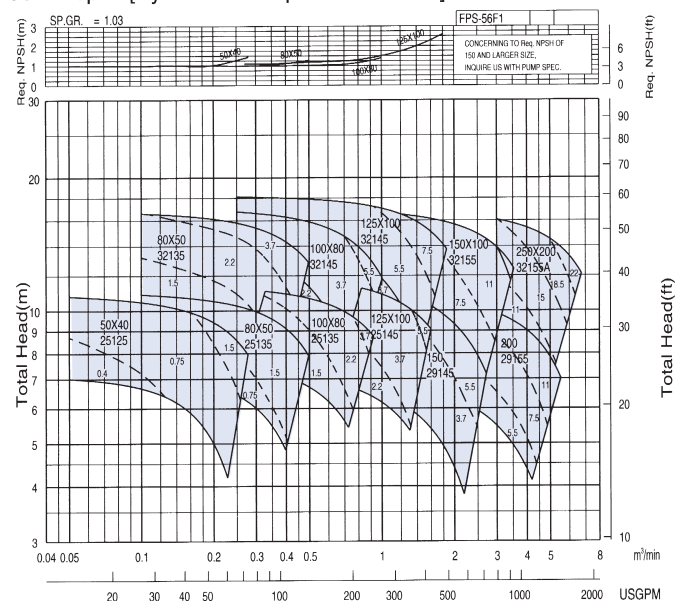
Liquid handled	Seawater, Corrosive chemical water, Hot spring water	
Temperature	-5~80°C	
Max suction pressure	0.2MPa(2kgf/cm <sup>2</sup> )	
Construction	Impeller	Semi-open type
	Shaft sealing	Gland packing, mechanical seal
	Bearing	Ball bearings (oil bath/sealed grease)
Materials	Casing	PENTAM
	Impeller	PENTAM
	Shaft	SUS316
Flange	JIS10K or equivalent	

## SELECTION CHARTS

50Hz 4pole[Synchronous speed:1500min<sup>-1</sup>]



50Hz 6pole[Synchronous speed:1000min<sup>-1</sup>]



Notes: 1. NPSH varies with pump model. Consult applicable performance curves determine NPSH.  
2. The numbers in the areas enclosed by broken lines indicate motor capacity in kw for a density of 1030kg/m<sup>3</sup>