

COMPACT BOOSTER MODEL AM-PT

COMPACT BOOSTER AM-PT



APPLICATIONS

Horizontal centrifugal multistage pumps suitable for pressure boosting systems, car washing, small garden irrigation and general clean water pumping.

FEATURES / BENEFITS

- **Fully tested & assembled unit**
Ensure trouble-free operation.
- **Stainless steel pumpset used**
Hygiene and corrosion-free water.
- **EBARA 1 year warranty on all components used**
More value for money.
- **Quiet operation**
Good and enjoyable pressure expected.
- **Nationwide Dealers representation**
After-sale services assurance.

TECHNICAL DATA

- 2 pole motor
- Insulation: Class F
- Protection degree: IP44
- 1~230V±10% 50Hz, 3~230/400±10% 50Hz
- Permanent split capacitor and automatic thermal overload protection for single-phase version
- Thermal protection to be provided by the user for three-phase version

COMPACT BOOSTER MODEL AM-PC

COMPACT BOOSTER AM-PC




APPLICATIONS

PC controller is an electronic device ensuring optimum control of automatic water pressure system. An intelligent combination of hydraulic and electronic know-how, PC controller monitors both pressure and flow and automatically controls the pump efficiently. No pressure tank required and no adjustment of pressure setting is required. Any risk of pump damages as a result of dry running is eliminated, as the device will automatically cut-off should the incoming water supply is insufficient.


FEATURES

- Extremely quiet operation, thanks to EBARA design that makes this possible.
- Start and stops the pump when the tap is opened or closed.
- Maintain pressure at the constant level during operation, eliminating hot/cold shower fluctuations.
- Shuts off the pump if loss of prime or dry-running occurs.
- Sets your pump system to optimum performance automatically.
- Absolutely quiet, durable and easy to install.






Presscontrol is the most economical solution for controlling electric pumps

- Starts and stops the pump when the service is opened or closed, activated or deactivated.
- Maintains pressure at a constant level during operation.
- Shuts off the pump in the event of water failing to reach the inlet.
- Attenuates the effects of hammering.

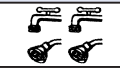
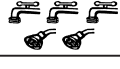

 Fully in compliance with current EEC directives, Presscontrol is approved and certified VDE.

PERFORMANCE TABLE

COMPACT BOOSTER type AM-PT






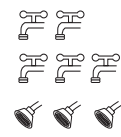
Model	kW	*Application	l/min m ³ /h	Q = Capacity						Connection
				20	30	40	50	60	80	
				1,2	1,8	2,4	3	3,6	4,8	
				H = Total head (m)						
AM 4-PT	0.3		Head in m	20,5	18,7	16,7	14,4	11,9	6	1" x 1"
AM 6-PT	0.4			30,7	28,2	25,2	21,8	18	9	1" x 1"
AM 8-PT	0.6			39,7	36,1	32	27,4	22,4	10,5	1" x 1"

COMPACT BOOSTER type AM-PC

Model	kW	*Application	l/min m ³ /h	Q = Capacity						Connection
				20	30	40	50	60	80	
				1,2	1,8	2,4	3	3,6	4,8	
				H = Total head (m)						
AM 4-PC	0.3		Head in m	20,5	18,7	16,7	14,4	11,9	6	1" x 1"
AM 6-PC	0.4			30,7	28,2	25,2	21,8	18	9	1" x 1"
AM 8-PC	0.6			39,7	36,1	32	27,4	22,4	10,5	1" x 1"

* For guidance only

PRA-BOOSTER & E-BOOSTER PUMP
BOOSTER PUMP

APPLICATION	TYPE	MODEL		SERVICE*	CONNECTION
For average homes with modern appliances.	PRA-BOOSTER	 0.37 kW	 0.37 kW	 Max. Capacity: 35 lit/min	1" x 1"
		PRA-BOOSTER PT	PRA-BOOSTER PC		
Large Double storey homes/ Semi-D/ Bungalow	E-BOOSTER 9 series	 0.75 kW	 0.75 kW	 Max. Capacity: 120 lit/min	1 1/4" x 1"
		E-BOOSTER 9010 PT	E-BOOSTER 9010 PC		

* For guidance only.

COMFORTJET BOOSTER PUMP
COMFORTJET

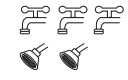

Operative Features
EBARA ComfortJet Booster

- Quiet operation, thanks to EBARA design that makes this possible.
- Fully automatic starts/stop when tap opened/closed.
- Leakage-free design.
- Maintain pressure at a constant level during operation, eliminating hot/cold shower fluctuations.
- Auto shuts off if dry-running occurs.
- IP68 electric motor used for weather-proof operation.
- Outdoor installation possible.

Ebara PC Controller

Ebara Presscontrol (PC) is an electronic device ensuring optimum control of automatic water pressure system.

- ✓ Automatically control the pump efficiently.
- ✓ Monitor both pressure and flow.
- ✓ No adjustment of pressure setting is required.
- ✓ Any risk of pumps damages as a result of dry running is eliminated, as the device will automatically cut-off when incoming water supply is insufficient.
- ✓ Much more compact, absolutely quiet, durable and simple to install.

Model	kW	*Application	l/min m ³ /h	Q = capacity					Connection
				20	30	40	60	80	
				H = Total head (m)					
ComfortJet M08	0.6		Head in m	43.3	40.2	36.3	26.1	13.4	1 1/4" x 1 1/4"
ComfortJet M12	0.9			-	45.6	44	38.8	32	1 1/4" x 1 1/4"

* For guidance only.